



मध्यप्रदेश आयुर्विज्ञान विश्वविद्यालय, जबलपुर M.P. Medical Sciences University, Jabalpur

Address: Near Medical College Bhedaghat Road, NH-12 Jabalpur (MP) 482003

Contact : 0761-2670332, 2670334, 2670338, 2670340

E-mail:- ecmpmsu@mp.gov.in



क्रमांक / म.प्र.आ.वि.वि. / परीक्षा / 2023 / 4673

जबलपुर, दिनांक 18 / 04 / 2023

अधिसूचना

म0प्र0 आयुर्विज्ञान विश्वविद्यालय, जबलपुर द्वारा जारी निम्न परीक्षा समय सारणी के ऑनलाईन परीक्षा फार्म भरने हेतु पोर्टल लिंक, परीक्षा फीस तथा फार्म भरने की अंतिम तिथि संबंधित जानकारी प्रेषित की जाती है।

- परीक्षा फार्म भरने हेतु लिंक:-

<http://mpmsu.intelliexams.com/MPMSUEXAMS/LoginScreens/LoginPage.aspx>

उपरोक्त लिंक विश्वविद्यालय की वेबसाइट <https://www.mpmsu.edu.in/> पर Announcement Section >

Online Link for Exam Form Filling पर उपलब्ध है।

- परीक्षा फीस विवरण:-

- अधिसूचना क्रमांक / म.प्र.आ.वि.वि. / परीक्षा / 2023 / 3265 जबलपुर, दिनांक 17 / 03 / 2023

PG Degree Medical Faculty (MD/MS)/ Diploma Examination June-2023

S.No	Course	Exam Fee	Form Fee	Total fee if form received on or before 17/05/2023	Total Fee if Form Recieved on or before 20/05/2023 (Late Fee 500/-)
1.	P.G. Degree Medical Faculty 04 theory & 01 practical Fee for Rs. 2500/- per theory Paper & Fee for Rs. 4000/- per practical	14000/-	100/-	14100/-	14600/-
2.	P.G. Diploma Medical Faculty 03 theory, 01 practical Fee for Rs. 2000/- per theory paper and Fee for Rs. 4000/- per practical	10000/-	100/-	10100/-	10600/-

- अधिसूचना क्रमांक / म.प्र.आ.वि.वि. / परीक्षा / 2023 / 4271 जबलपुर, दिनांक 31 / 03 / 2023

B.Sc Nursing 4th Year (Main & supplementary) Examination May-2023

S.No.	Course	Exam Fee	Form Fee	Total Fee if Form Recieved on or before 01/05/2023	Total Fee if Form Recieved on or before 03/05/2023 (Late Fee 500/-)
1	B.Sc Nursing 4 th Year 03 Theory & 02 Practical Fee for one paper is Rs. 350 & Fee for one Practical is Rs. 100	1250/-	100/-	1350/-	1850/-

(माननीय कुलपति महोदय द्वारा अनुमोदित)

परीक्षा नियंत्रक

मध्यप्रदेश आयुर्विज्ञान विश्वविद्यालय

जबलपुर

जबलपुर, दिनांक 18 / 04 / 2023

पृ.क्रमांक / म.प्र.आ.वि.वि. / परीक्षा / 2023 / 4673-A

प्रतिलिपि:- सूचनार्थ एवं पालनार्थ:-

- माननीय कुलपति / कुलसचिव कार्यालय, म0प्र0 आयुर्विज्ञान विश्वविद्यालय, जबलपुर।
- समस्त संबद्ध महाविद्यालय, म0प्र0 आयुर्विज्ञान विश्वविद्यालय, जबलपुर।

उप कुलसचिव

मध्यप्रदेश आयुर्विज्ञान विश्वविद्यालय

जबलपुर


मध्यप्रदेश आयुर्विज्ञान विश्वविद्यालय जबलपुर (म.प्र.)

कमांक/मप्रआवि/परीक्षा/2022/6484

जबलपुर, दिनांक 19.05.2022

अधिसूचना

म०प्र० आयुर्विज्ञान विश्वविद्यालय, जबलपुर से संबद्ध समस्त महाविद्यालयों को निर्देशित किया जाता है कि अपने विद्यार्थियों के परीक्षा फार्म (Examination Form) अत्यंत सावधानीपूर्वक भरकर अग्रेषित करें। परीक्षा हेतु विद्यार्थी की अर्हता एवं परीक्षा फार्म की समस्त फील्ड की जाँच कर लें। महाविद्यालय द्वारा अग्रेषित अनुमोदित (Approved) परीक्षा फार्म के अनुसार विश्वविद्यालय द्वारा कार्यवाही की जायेगी। किन्हीं भी कारणों से परीक्षा फार्म भरते समय यदि कोई त्रुटि पाई जाती है, तो तत्काल विश्वविद्यालय से चर्चा कर परीक्षा फार्म अनुमोदित (Approved) करने से पूर्व त्रुटि सुधारकर अग्रेषित करें। इसके उपरांत किसी भी प्रकार का परिवर्तन स्वीकार नहीं किया जायेगा, जिसकी पूर्ण जिम्मेदारी संबंधित महाविद्यालय की होगी।



उपकुलसचिव

म०प्र० आयुर्विज्ञान विश्वविद्यालय
जबलपुर

पृ.क./मप्रआवि/परीक्षा/2022/6484

प्रतिलिपि:—समस्त संबद्ध महाविद्यालय, म०प्र० आयुर्विज्ञान विश्वविद्यालय, जबलपुर।



प्रभारी परीक्षा नियंत्रक

म०प्र० आयुर्विज्ञान विश्वविद्यालय
जबलपुर

जबलपुर, दिनांक 19.05.2022



सहायक कुलसचिव

म०प्र० आयुर्विज्ञान विश्वविद्यालय
जबलपुर

जबलपुर

Exam Form Filling Manual Version1.1_19-04-2023

Process Flow

परीक्षा फार्म भरने हेतु महाविद्यालय XY000E0 वाली आईडी का उपयोग करें तथा प्राचार्य द्वारा approval हेतु XP000P0 वाली आईडी का उपयोग करें।

Selection details:

1. Select 'Exam application entry' from student main menu.



- 1) Select required 'Faculty name' from the drop down filed list such as UG/PG etc
- 2) Select required 'Degree or branch name' from the drop down filed list such as MBBS etc
- 3) Select required 'Exam name' from the drop down filed list such as MBBS First prof, Examination April-2023 etc
- 4) Select required 'Category of examinee' from the drop down filed list such as first attempt or arrear etc
- 5) Enter student register number in the 'Enrolment No' to validate and apply for student exam application.
- 6) Click on 'View' button to load the student personal and academic details or Clear button to reset the above made selections to default.

Exam Application Entry

This module is used to apply for exam.

College*	PG02 - NSCB MEDICAL COLLEGE ENT DEPARTMENT JABALPUR
Faculty Name*	---Select---
Degree / Branch Name*	---Select---
Exam Name*	---Select---
Category of Examinee *	---Select---
Enrolment No.*	<input type="text"/>

Helpdesk No: **9244008785**

Kindly use browser : Google Chrome or Mozilla Firefox

- 7) To proceed for filling exam application Click on User will be able to view student general details such as: - Student enrolment number - Student full name, Father and mother name - Student photo and signature - Caste category of the student - Address details - Pin code, Contact details, Email and DOB.

The screenshot shows a web browser window with the URL mpmsu.intellexams.com/MPMSUEXAMS/LoginScreens/LoginPage.aspx. The form contains the following fields:

- Student Signature ***: Choose File, No file chosen, UPLOAD. Note: Signature should be below 20KB.
- Student Thumb Impression ***: Choose File, No file chosen, UPLOAD. Note: Thumb impression should be below 20KB. (Note: Left hand Thumb Impression)
- Caste Category ***: Radio buttons for GENERAL, SC, EBC, BC, ST, Pw, UR, OBC.
- Sex ***: Radio buttons for Male, Female, Transgender.
- Correspondence / Permanent Address ***: Text input field.
- Pincode ***: Text input field with value 122400.
- Date Of Birth ***: Text input field with value 05/11/1998.
- Mobile No ***: Text input field with value +91 9888888888.
- Email Address ***: Text input field with value xyz@gmail.com.
- Aadhaar No ***: Text input field with value 120405789023.

10) From the **Subjects offered** grid, user can select the subject details of the student for which the application is applied

11) Attendance in percentage “Theory “(i.e. 90) and Attendance in percentage “ Practical” (i.e.90) given in photo

The screenshot shows a table titled "Subjects offered" with a sub-section "percentage for Practical". The table lists subjects and their corresponding attendance percentages:

Subject	Yes	No	Percentage
16P27101 Exercise Physiology & Nutrition	<input checked="" type="radio"/>	<input type="radio"/>	90
16P27102 Physical Diagnosis & Rehabilitation	<input checked="" type="radio"/>	<input type="radio"/>	90
16P27104 Orthopaedic Physiotherapy	<input checked="" type="radio"/>	<input type="radio"/>	90
16P27106 Advanced Physiotherapeutic in Orthopaedic Physiotherapy	<input checked="" type="radio"/>	<input type="radio"/>	90
16P27113 Dissertation	<input type="radio"/>	<input checked="" type="radio"/>	90

From the Payment details Section, user can select the enter the below details –

- 1) Mode of payment 2) Fee amount

The screenshot shows a form titled "Payment Details" with the following fields:

- Select Payment Mode ***: Dropdown menu with "Online Payment" selected.
- Fee amount ***: Text input field with value 11.00.

From the ‘Eligibility criteria details Section, user can select the below mentioned details - Qualifying exam entrance name - Year - Marks obtained & Max marks - Roll no - Rank - DME allotment letter

Note: These are optional field for the user

Helpdesk No: **9244008785**

Kindly use browser : Google Chrome or Mozilla Firefox

Eligibility Criteria Details			
Qualifying Entrance Exam name*	<input type="text" value="MPT"/>	Roll No.*	<input type="text" value="22145"/>
Year*	<input type="text" value="2022"/>	Rank*	<input type="text" value=""/>
Marks Obtained*	<input type="text" value="65"/>	Out of*	<input type="text" value="100"/>
DNE allotment letter*	<input type="text" value="no"/>		

FOR THE USE OF INSTITUTION OFFICE:			
Fulfills attendance criteria*	<input type="text" value="no"/>	Fee Receipt No.*	<input type="text" value="no"/>
Class XII Mark sheet Copy*	<input type="text" value="no"/>	Migration certificate Original*	<input type="text" value="no"/>

Declaration By the Candidate

- I am aware that, I have to fulfil criteria of attendance by the University/MCI, failing which I shall be held "Not Eligible" and will not be allowed to appear in Examination.
- I hereby declare that I have gone through the syllabus as prescribed and adopted by the University and relevant rules of the Heads of Posting which are applicable for the examination for which I am appearing and I accept the same without any challenge/objection applicable.
- I shall be responsible if my application form is rejected for any error, wrong or incomplete entries made by me in the examination form.
- I am not admitted to the course after the cut-off date declare by the University for grant of Seat.
- I fulfil all the criteria for the admission to the course as defined by the MCI/University and I am not defying the criteria of the admission order.

Confirm Application* I solemnly affirm that the information given by me in this application form is true and correct. I have read and accept all instructions given with this application form.

SAVE CANCEL

Next step-click on Yes

Not secure | mpsmu.intellexams.com/MPMSU/EXAMS/StudentServices/FormExamApplicationFormWiseUniversity/new.aspx?PrivilegeCode=05022

Student Full Name *	SANDEEP KUMAR TIWARI	Father's Name *	SANDEEP TIWARI
Mother's Name *	ANITA TIWARI		
Student Photo*	<input type="button" value="Choose File"/> No file chosen <input type="button" value="UPLOAD"/>		
Student Signature *	<input type="button" value="Choose File"/> No file chosen <input type="button" value="UPLOAD"/>		
Student Thumb Impression *	<input type="button" value="Choose File"/> No file chosen <input type="button" value="UPLOAD"/> Kindly re-verify the details given by you are correct. If "Yes" Click to confirm always "No"? <input type="button" value="Yes"/> <input type="button" value="No"/>		 [Note: Left Hand Thumb Impression]
Caste Category *	<input type="radio"/> GENRAL <input type="radio"/> SC <input type="radio"/> ST <input type="radio"/> BC <input type="radio"/> OBC <input type="radio"/> UR <input type="radio"/> Other	Sex *	<input type="radio"/> Male <input type="radio"/> Female <input type="radio"/> Transgender
Correspondence / Permanent Address *	<input type="text"/>		
Pincode *	<input type="text" value="471005"/>	Date Of Birth *	<input type="text" value="20021106"/>
Mobile No *	<input type="text" value="901 6666666"/>	Email Address *	<input type="text" value="tyagi@gmail.com"/>
Aadhaar No *	<input type="text" value="123456789"/>		

Subjects Offered

Subject Code	Subject Name	Attendance eligible for Theory	Attendance eligible for Practical	Attendance percentage for Theory	Attendance percentage for Practical
CGM303					

Payment Option- Click on "Pay Now"

Madhya Pradesh Medical Science University, Jabalpur(M.P.) intellexams

Online Payment

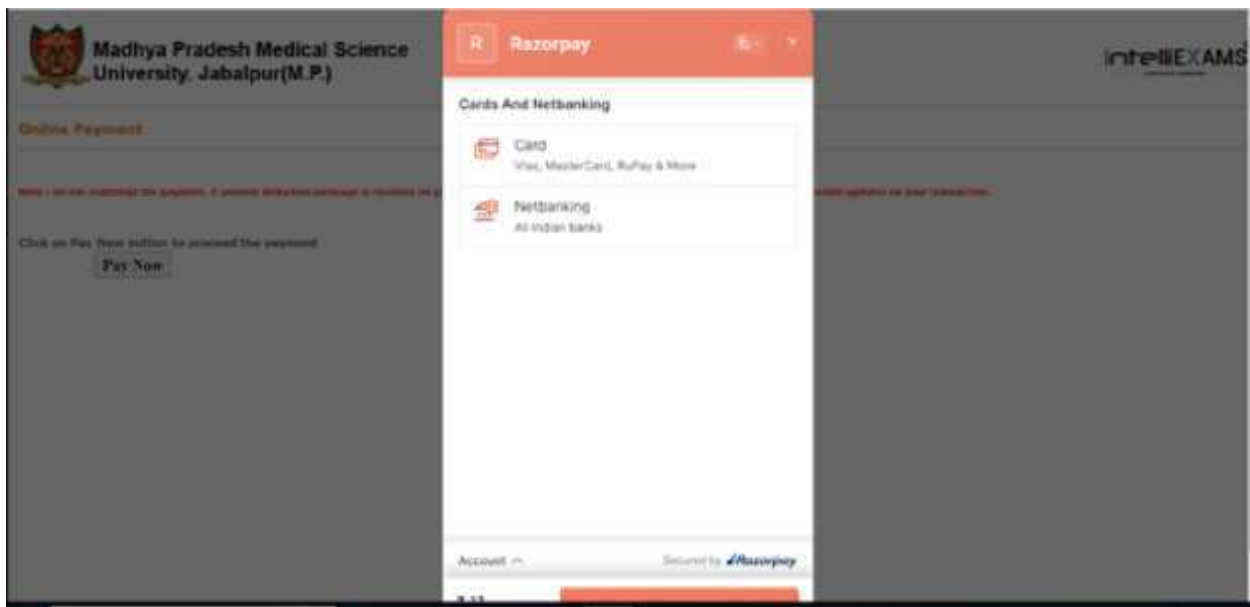
Note: It is not enough to pay the amount, if amount distribution message is received on your registered mobile number, kindly wait for minimum of 20 minutes for further update on your transaction.

Click Pay Now button to proceed the payment

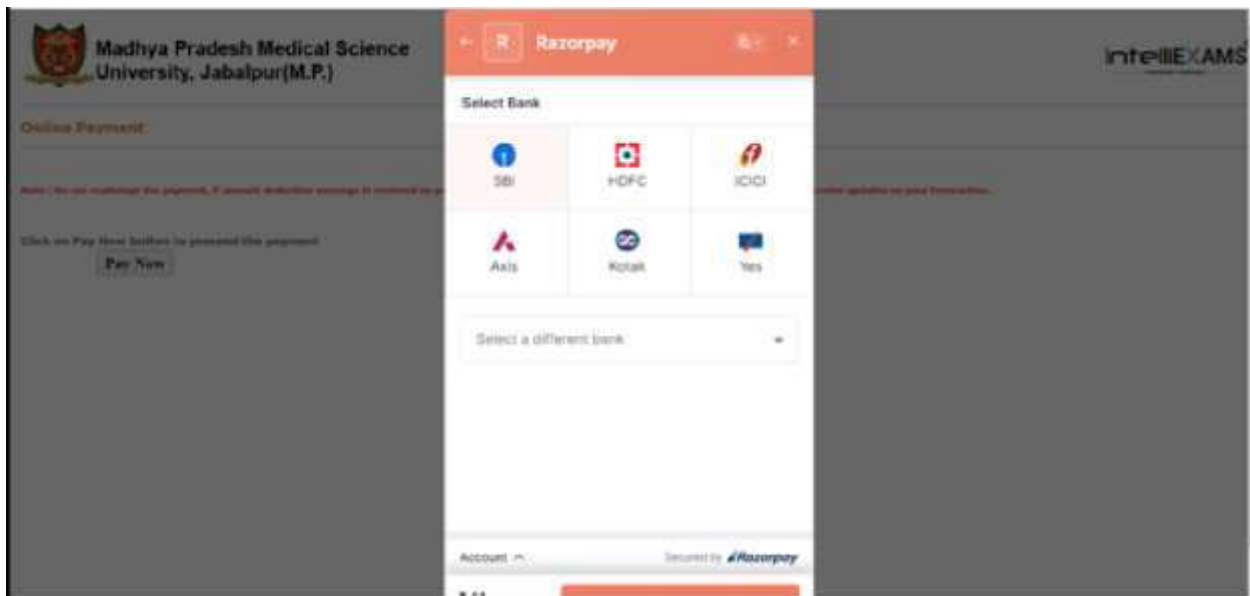
Next step

Helpdesk No: **9244008785**

Kindly use browser : Google Chrome or Mozilla Firefox



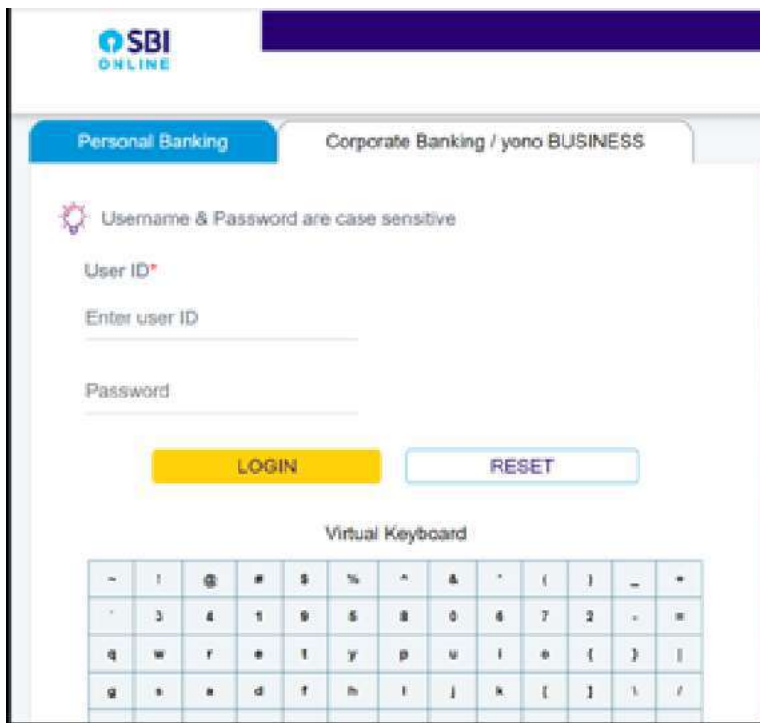
Next step- At present only “Netbanking” options working.



Next step

Helpdesk No: **9244008785**

Kindly use browser : Google Chrome or Mozilla Firefox



The image shows the SBI Online Corporate Banking login interface. At the top left is the SBI ONLINE logo. Below it, there are two tabs: 'Personal Banking' (highlighted in blue) and 'Corporate Banking / yono BUSINESS'. A message states 'Username & Password are case sensitive'. There are two input fields: 'User ID*' with the placeholder 'Enter user ID' and 'Password'. Below the fields are two buttons: a yellow 'LOGIN' button and a white 'RESET' button. At the bottom, there is a 'Virtual Keyboard' section with a grid of keys.

-	!	@	#	\$	%	^	&	*	()	_	+
.	;	4	5	6	7	8	9	0	1	2	3	=
q	w	e	r	t	y	p	u	i	o	{	}	
g	h	a	d	f	h	i	j	k	[]	\	/

Helpdesk No: [9244008785](tel:9244008785)
Kindly use browser : Google Chrome or Mozilla Firefox

Helpdesk No: [9244008785](tel:9244008785)
Kindly use browser : Google Chrome or Mozilla Firefox